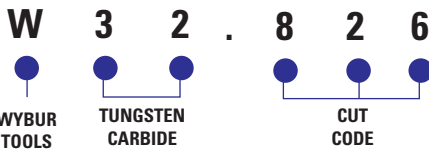




SM
INCH SERIES

**CONE SHAPE
POINTED END**

PART NUMBER EXAMPLE




SOLID CARBIDE BUR

One Solid Piece

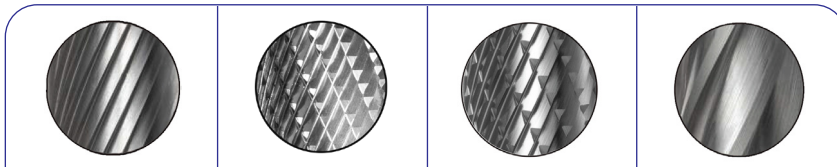
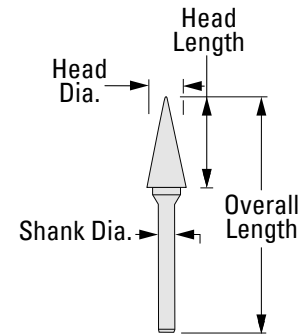
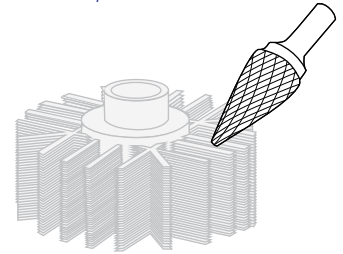


BRAZED CARBIDE BUR



SM series

Cone Burs, Pointed End



SCTI	Type of Cut				Head Dia.	Head Length	Overall Length	Taper (Degrees)	Shank Dia.
	Standard (Single)	Double	Bear (Heavy-Duty) Shipyard	Aluma					
	Wybur Tool No.	Wybur Tool No.	Wybur Tool No.	Wybur Tool No.					
SM-61	W32.826	W32.827	N/A	N/A	3/32	5/16	1-1/2	10	3/32
SM-41	W32.913	W32.914	N/A	N/A	1/8	3/8	1-1/2	14	1/8
SM-42	W32.916	W32.917	N/A	N/A	1/8	1/2	1-1/2	12	1/8
SM-42L	*	*	N/A	N/A	1/8	7/16	N/A	N/A	1/8
SM-43	W32.919	W32.920	N/A	N/A	1/8	5/8	1-1/2	9	1/8
SM-51	W32.910	W32.911	N/A	N/A	1/4	1/2	2	22	1/8
SM-1	W32.738	W32.739	W32.738SY*	N/A	1/4	1/2	2	22	1/4
SM-2	W32.741	W32.742	W32.741SY*	W32.95741*	1/4	3/4	2	14	1/4
SM-3	W32.744	W32.745	W32.744SY*	W32.95744*	1/4	1	2	12	1/4
SM-4	W32.747	W32.748	W32.747SY	W32.95747*	3/8	3/4	2-1/2	28	1/4
SM-5	W32.750	W32.751	W32.750SY	W32.95750*	1/2	1	2-3/4	28	1/4
SM-6	W32.753	W32.754	W32.753SY	N/A	5/8	1-1/8	2-7/8	31	1/4

*Contact us for minimum order requirements.

Available on Special Order: Burs other than standard stock sizes, 180mm or 200mm shank length.

Call: **1 (800) 276-4784** | Request a quote online: connect@wyburtools.com