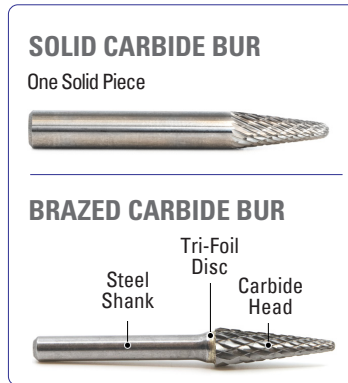
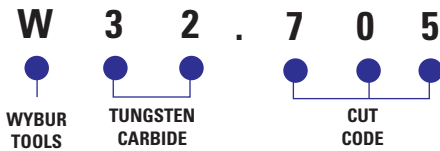




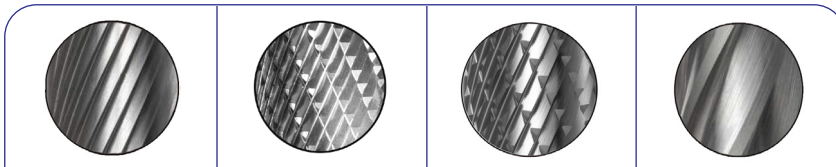
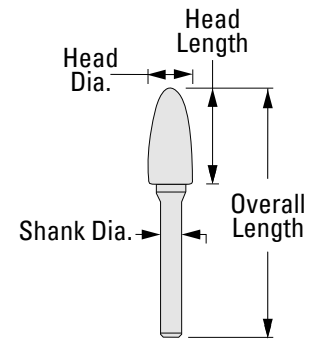
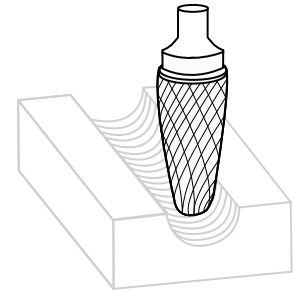
**SF**  
INCH SERIES

**TREE SHAPE  
RADIUS END**

**PART NUMBER EXAMPLE**



**SF series**  
Tree Burs, Radius End



SCTI	Type of Cut				Head Dia.	Head Length	Overall Length	Shank Dia.
	Standard (Single)	Double	Bear (Heavy-Duty) Shipyard	Aluma				
	Wybur Tool No.	Wybur Tool No.	Wybur Tool No.	Wybur Tool No.				
SF-61	W32.88802	*	N/A	N/A	3/32	1/4	1-1/2	3/32
SF-41	W32.889*	W32.890	N/A	N/A	1/8	1/4	1-1/2	1/8
SF-42	W32.892*	W32.893	N/A	N/A	1/8	1/2	1-1/2	1/8
SF-51	W32.895*	W32.896	N/A	N/A	1/4	1/2	2	1/8
SF-11	W32.70102	W32.70103*	N/A	N/A	1/4	1/2	2	1/4
SF-1	W32.702	W32.703	W32.702SY*	W32.95705	1/4	5/8	2	1/4
SF-1L6	W32.94207	W32.94208	N/A	N/A	1/4	1/2	6	1/4
SF-3	W32.705	W32.706	W32.705SY	W32.95711	3/8	3/4	2-1/2	1/4
SF-3L6	W32.94212*	W32.94213	N/A	N/A	3/8	3/4	6	1/4
SF-4	W32.70602	W32.70603	N/A	N/A	7/16	1	2-3/4	1/4
SF-13	W32.70610*	W32.70611	W32.70610SY	N/A	1/2	3/4	2-1/2	1/4
SF-5	*	W32.709	W32.708SY	W32.95717	1/2	1	2-3/4	1/4
SF-5L6	W32.94227*	W32.94228	N/A	N/A	1/2	1	6	1/4
SF-6	W32.711*	W32.712	W32.711SY	W32.95720	5/8	1	2-3/4	1/4
SF-7	W32.71202*	W32.71203	W32.71202SY*	N/A	3/4	1	2-3/4	1/4
SF-14	W32.714*	W32.715	W32.714SY*	W32.95744	3/4	1-1/4	3	1/4

\*Contact us for minimum order requirements.

Available on Special Order: Burs other than standard stock sizes, 180mm or 200mm shank length.

Call: 1 (800) 276-4784 | Request a quote online: [connect@wyburtools.com](mailto:connect@wyburtools.com)