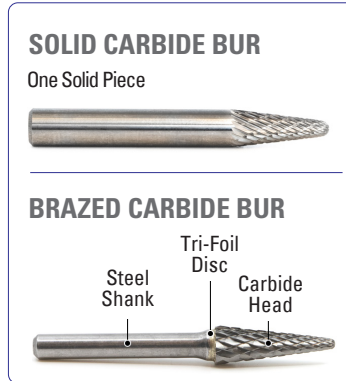
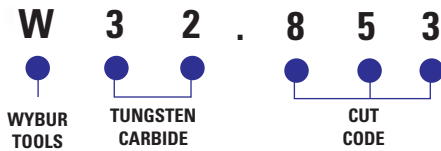




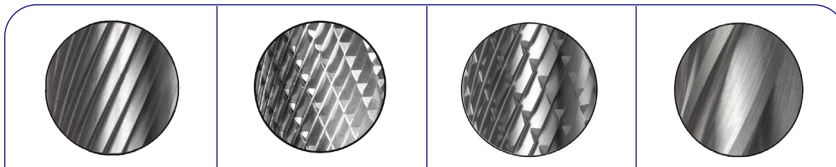
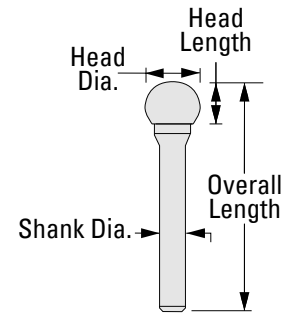
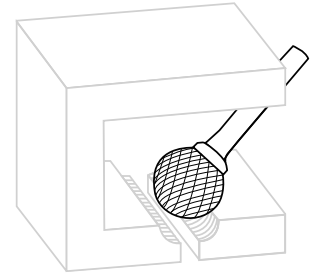
SD
INCH SERIES

BALL SHAPE

PART NUMBER EXAMPLE



SD series
Ball Burs



SCTI	Type of Cut				Head Dia.	Head Length	Overall Length	Shank Dia.
	Standard (Single)	Double	Bear (Heavy-Duty) Shipyard	Aluma				
	Wybur Tool No.	Wybur Tool No.	Wybur Tool No.	Wybur Tool No.				
SD-41	W32.853	W32.854	N/A	N/A	3/32	1/8	1-1/2	1/8
SD-42L3	*	W32.85733	N/A	N/A	1/8	1/8	3	1/8
SD-42	W32.856	W32.857	N/A	N/A	1/8	1/8	1-1/2	1/8
SD-11	W32.633	W32.834	N/A	N/A	1/8	1/8	2	1/4
SD-53	W32.858	W32.859	N/A	N/A	3/16	3/16	1-11/16	1/8
SD-14	W32.636	W32.637	N/A	N/A	3/16	1/4	2	1/4
SD-51	W32.859	W32.860	N/A	N/A	1/4	1/4	1-3/4	1/8
SD-1	W32.639	W32.640	W32.639SY*	W32.95305	1/4	7/32	2	1/4
SD-1L6	W32.93812*	W32.93813	*	*	1/4	7/32	6	1/4
SD-2	W32.642	W32.643	W32.642SY*	W32.95642*	5/16	5/16	2-1/16	1/4
SD-3	W32.645	W32.646	W32.645SY	W32.95311	3/8	5/16	2-1/16	1/4
SD-3L6	W32.93822*	W32.93823	W32.93822SY*	W32.93824*	3/8	5/16	6	1/4
SD-4	W32.64602	W32.64603	W32.64602SY	W32.95646*	7/16	3/8	2-1/8	1/4
SD-5	W32.648	W32.649	W32.648SY	W32.95317	1/2	7/16	2-3/16	1/4
SD-5L6	W32.93832	W32.93833	W32.93832SY*	W32.93834*	1/2	7/16	6	1/4
SD-6	W32.651	W32.652	W32.651SY	W32.95320	5/8	9/16	2-5/16	1/4
SD-7	W32.654	W32.655	W32.654SY*	W32.95323	3/4	11/16	2-7/16	1/4
SD-9	W32.65502*	W32.65503	W32.65502SY*	N/A	1	15/16	2-11/16	1/4

*Contact us for minimum order requirements.

Available on Special Order: Burs other than standard stock sizes, 180mm or 200mm shank length.